O’clock times

What time is it? Write the time on the line.



_____



_____



_____



_____



_____



_____

Name: _____

Half past

What time is it? Write the time on the line.



_____



_____



_____



_____



_____



_____

Name: _____

Quarter past and quarter to

What time is it? Write the time on the line.



_____



_____



_____



_____



_____



_____

Name: _____

Five-minute times

What time is it? Write the time on the line.



_____



_____



_____



_____



_____



_____

Name: _____

Draw the hands: o’clock and half past

Draw the hands to show the time below each clock.

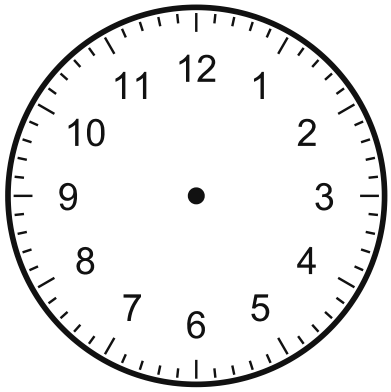

half past eight

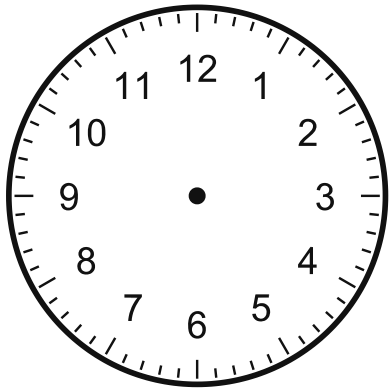

twelve o’clock

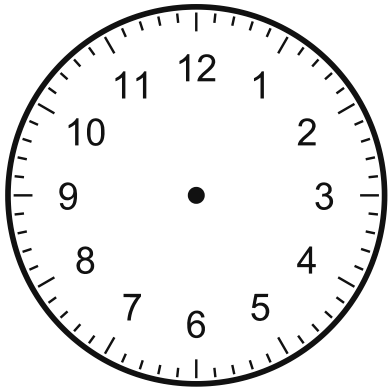

two o’clock

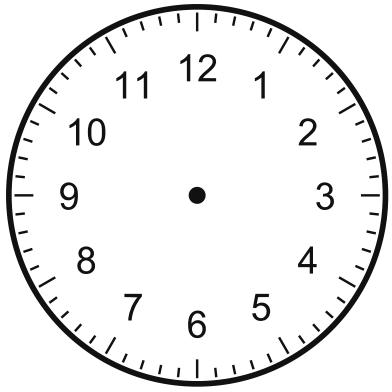

half past four

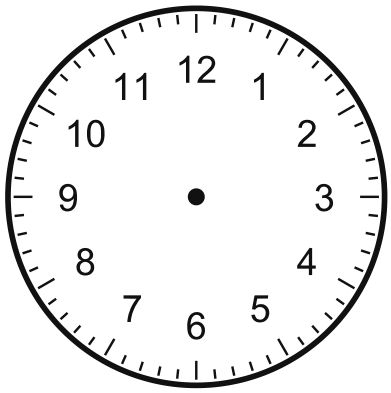

half past nine

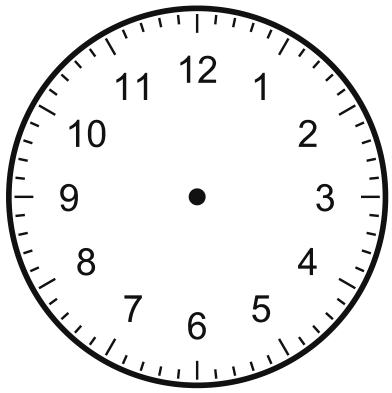

ten o’clock

Name: _____

Draw the hands: quarters and minutes

Draw the hands to show the time below each clock.

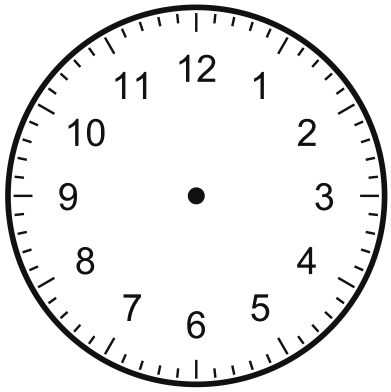

quarter past five

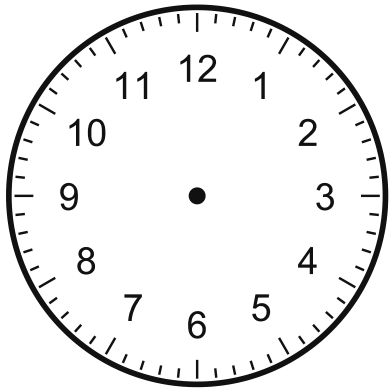

quarter to ten

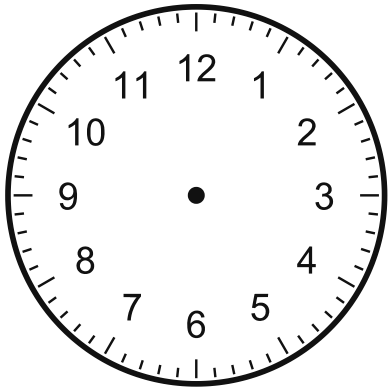

ten past two

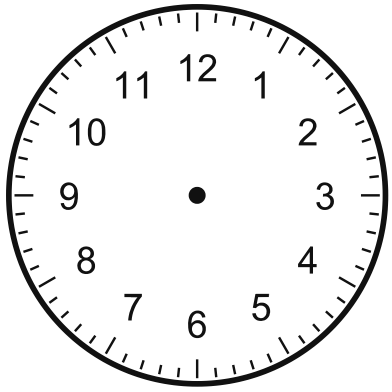

ten to twelve

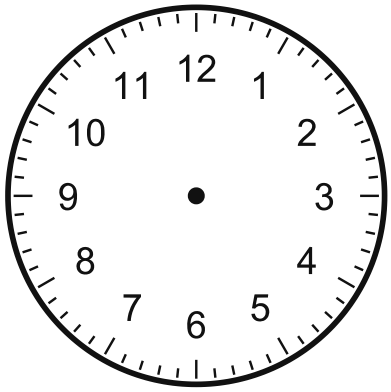

twenty past four

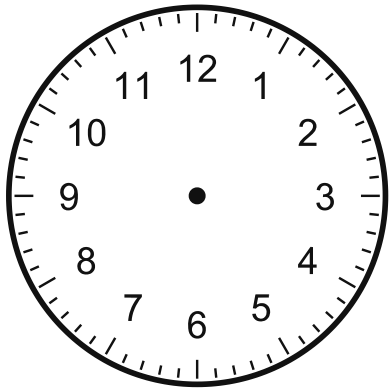

twenty to one

Name: _____

Analog and digital time

Read each clock and write the time in digits.













Name: _____

Make your own clock

Cut out, put together and practice setting the time.

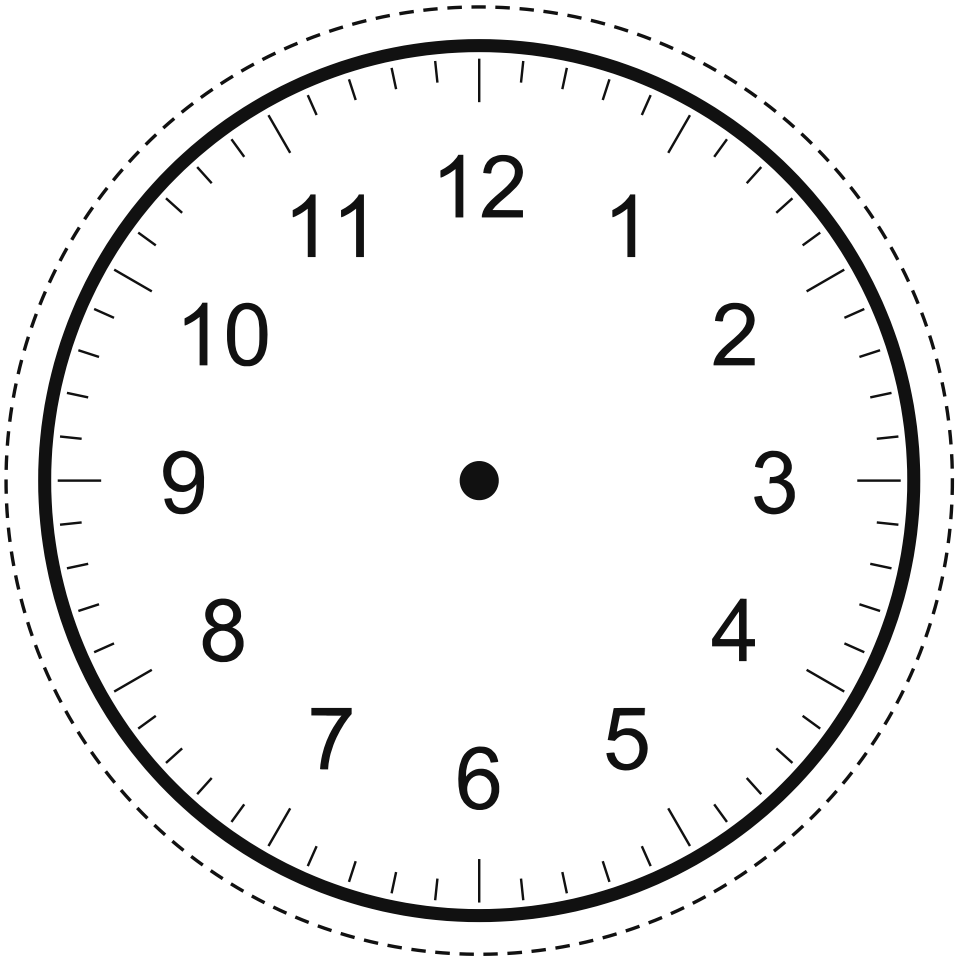

Hour hand



Minute hand

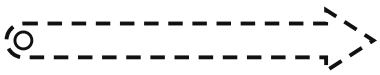

1. Color and cut out the clock face and hands along the dashed lines.
2. Ask an adult to help make a small hole in the middle.
3. Attach the hands with a paper fastener and set the time.

Name: _____