Lowercase letter a

Swedish lowercase letters • Early primary practice

a



a as in apa (monkey)

Uppercase: A

Follow the big letter with your finger, then color it.

Trace the dotted letters, then write your own in the empty spaces.

a a a a a

a a a

a

Say the letter’s name and sound as you write.

Lowercase letter b

Swedish lowercase letters • Early primary practice

b

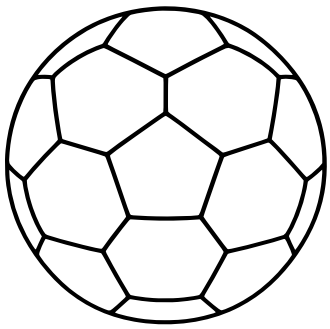

b as in boll (ball)

Uppercase: B

Follow the big letter with your finger, then color it.

Trace the dotted letters, then write your own in the empty spaces.

b b b b b

b b b

b

Say the letter’s name and sound as you write.

Lowercase letter c

Swedish lowercase letters • Early primary practice

C



c as in citron (lemon)

Uppercase: C

Follow the big letter with your finger, then color it.

Trace the dotted letters, then write your own in the empty spaces.

C C C C C

C C C

C

Say the letter’s name and sound as you write.

Lowercase letter d

Swedish lowercase letters • Early primary practice

d



d as in dinosaurie (dinosaur)

Uppercase: D

Follow the big letter with your finger, then color it.

Trace the dotted letters, then write your own in the empty spaces.

d d d d d

d d d

d

Say the letter’s name and sound as you write.

Lowercase letter e

Swedish lowercase letters • Early primary practice

e



e as in elefant (elephant)

Uppercase: E

Follow the big letter with your finger, then color it.

Trace the dotted letters, then write your own in the empty spaces.

e e e e e

e e e

e

Say the letter’s name and sound as you write.

Lowercase letter f

Swedish lowercase letters • Early primary practice

f



f as in fjäril (butterfly)

Uppercase: F

Follow the big letter with your finger, then color it.

Trace the dotted letters, then write your own in the empty spaces.

Say the letter’s name and sound as you write.

Lowercase letter g

Swedish lowercase letters • Early primary practice

g



g as in glass (ice cream)

Uppercase: G

Follow the big letter with your finger, then color it.

Trace the dotted letters, then write your own in the empty spaces.

g g g g g

g g g

g

Say the letter’s name and sound as you write.

Lowercase letter h

Swedish lowercase letters • Early primary practice

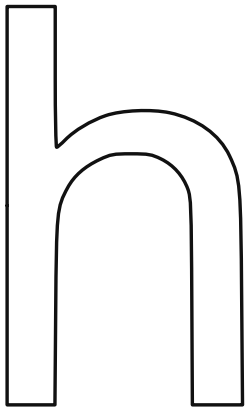



h as in hus (house)

Uppercase: H

Follow the big letter with your finger, then color it.

Trace the dotted letters, then write your own in the empty spaces.

Say the letter’s name and sound as you write.

Lowercase letter i

Swedish lowercase letters • Early primary practice

i



i as in igelkott (hedgehog)

Uppercase: I

Follow the big letter with your finger, then color it.

Trace the dotted letters, then write your own in the empty spaces.

Say the letter’s name and sound as you write.

Lowercase letter j

Swedish lowercase letters • Early primary practice

j



j as in jordgubbe (strawberry)

Uppercase: J

Follow the big letter with your finger, then color it.

Trace the dotted letters, then write your own in the empty spaces.

Say the letter’s name and sound as you write.

Lowercase letter k

Swedish lowercase letters • Early primary practice

k



k as in katt (cat)

Uppercase: K

Follow the big letter with your finger, then color it.

Trace the dotted letters, then write your own in the empty spaces.

k k k k k

k k k

k

Say the letter’s name and sound as you write.

Lowercase letter l

Swedish lowercase letters • Early primary practice

l



l as in lejon (lion)

Uppercase: L

Follow the big letter with your finger, then color it.

Trace the dotted letters, then write your own in the empty spaces.

Say the letter’s name and sound as you write.

Lowercase letter m

Swedish lowercase letters • Early primary practice

m



m as in måne (moon)

Uppercase: M

Follow the big letter with your finger, then color it.

Trace the dotted letters, then write your own in the empty spaces.

m m m m m

m m m

m

Say the letter’s name and sound as you write.

Lowercase letter n

Swedish lowercase letters • Early primary practice

n



n as in nyckel (key)

Uppercase: N

Follow the big letter with your finger, then color it.

Trace the dotted letters, then write your own in the empty spaces.

Say the letter’s name and sound as you write.

Lowercase letter o

Swedish lowercase letters • Early primary practice

o



o as in orm (snake)

Uppercase: O

Follow the big letter with your finger, then color it.

Trace the dotted letters, then write your own in the empty spaces.

o o o o o

o o o

o

Say the letter’s name and sound as you write.

Lowercase letter p

Swedish lowercase letters • Early primary practice

p



p as in päron (pear)

Uppercase: P

Follow the big letter with your finger, then color it.

Trace the dotted letters, then write your own in the empty spaces.

p p p p p

p p p

p

Say the letter’s name and sound as you write.

Lowercase letter q

Swedish lowercase letters • Early primary practice

q



q as in quiz

Uppercase: Q

Follow the big letter with your finger, then color it.

Trace the dotted letters, then write your own in the empty spaces.

q q q q q

q q q

q

Say the letter’s name and sound as you write.

Lowercase letter r

Swedish lowercase letters • Early primary practice

r



r as in regnbåge (rainbow)

Uppercase: R

Follow the big letter with your finger, then color it.

Trace the dotted letters, then write your own in the empty spaces.

Say the letter’s name and sound as you write.

Lowercase letter s

Swedish lowercase letters • Early primary practice

S



s as in sol (sun)

Uppercase: S

Follow the big letter with your finger, then color it.

Trace the dotted letters, then write your own in the empty spaces.

s s s s s

s s s

s

Say the letter’s name and sound as you write.

Lowercase letter t

Swedish lowercase letters • Early primary practice

t



t as in tåg (train)

Uppercase: T

Follow the big letter with your finger, then color it.

Trace the dotted letters, then write your own in the empty spaces.

Say the letter’s name and sound as you write.

Lowercase letter u

Swedish lowercase letters • Early primary practice

u



u as in uggla (owl)

Uppercase: U

Follow the big letter with your finger, then color it.

Trace the dotted letters, then write your own in the empty spaces.

u u u u u

u u u

u

Say the letter’s name and sound as you write.

Lowercase letter v

Swedish lowercase letters • Early primary practice

V



v as in val (whale)

Uppercase: V

Follow the big letter with your finger, then color it.

Trace the dotted letters, then write your own in the empty spaces.

Say the letter’s name and sound as you write.

Lowercase letter w

Swedish lowercase letters • Early primary practice

w



w as in wok

Uppercase: W

Follow the big letter with your finger, then color it.

Trace the dotted letters, then write your own in the empty spaces.

Say the letter’s name and sound as you write.

Lowercase letter x

Swedish lowercase letters • Early primary practice



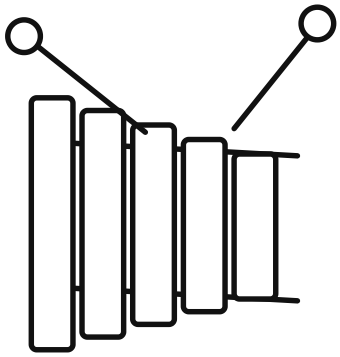

x as in xylofon (xylophone)

Uppercase: X

Follow the big letter with your finger, then color it.

Trace the dotted letters, then write your own in the empty spaces.

Say the letter’s name and sound as you write.

Lowercase letter y

Swedish lowercase letters • Early primary practice

y



y as in yxa (axe)

Uppercase: Y

Follow the big letter with your finger, then color it.

Trace the dotted letters, then write your own in the empty spaces.

y y y y y

y y y

y

Say the letter’s name and sound as you write.

Lowercase letter z

Swedish lowercase letters • Early primary practice

Z



z as in zebra

Uppercase: Z

Follow the big letter with your finger, then color it.

Trace the dotted letters, then write your own in the empty spaces.

z z z z z

z z z

z

Say the letter’s name and sound as you write.

Lowercase letter å

Swedish lowercase letters • Early primary practice





å as in åsna (donkey)

Uppercase: Å

Follow the big letter with your finger, then color it.

Trace the dotted letters, then write your own in the empty spaces.

Say the letter’s name and sound as you write.

Lowercase letter ä

Swedish lowercase letters • Early primary practice





ä as in äpple (apple)

Uppercase: Ä

Follow the big letter with your finger, then color it.

Trace the dotted letters, then write your own in the empty spaces.

Say the letter’s name and sound as you write.

Lowercase letter ö

Swedish lowercase letters • Early primary practice





ö as in öga (eye)

Uppercase: Ö

Follow the big letter with your finger, then color it.

Trace the dotted letters, then write your own in the empty spaces.

Say the letter’s name and sound as you write.