Uppercase letter A

Swedish uppercase letters • Early primary practice

A



A as in apa (monkey)

Lowercase: a

Follow the big letter with your finger, then color it.

Trace the dotted letters, then write your own in the empty spaces.

Say the letter’s name and sound as you write.

Uppercase letter B

Swedish uppercase letters • Early primary practice

B

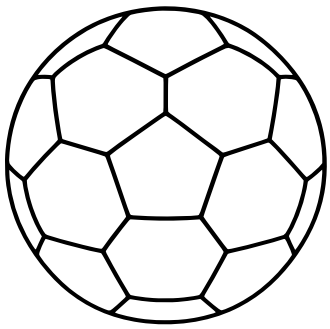

B as in boll (ball)

Lowercase: b

Follow the big letter with your finger, then color it.

Trace the dotted letters, then write your own in the empty spaces.

Say the letter’s name and sound as you write.

Uppercase letter C

Swedish uppercase letters • Early primary practice

C



C as in citron (lemon)

Lowercase: c

Follow the big letter with your finger, then color it.

Trace the dotted letters, then write your own in the empty spaces.

C C C C C

C C C

C

Say the letter’s name and sound as you write.

Uppercase letter D

Swedish uppercase letters • Early primary practice

D



D as in dinosaurie (dinosaur)

Lowercase: d

Follow the big letter with your finger, then color it.

Trace the dotted letters, then write your own in the empty spaces.

D D D D D

D D D

D

Say the letter’s name and sound as you write.

Uppercase letter E

Swedish uppercase letters • Early primary practice

E



E as in elefant (elephant)

Lowercase: e

Follow the big letter with your finger, then color it.

Trace the dotted letters, then write your own in the empty spaces.

Say the letter’s name and sound as you write.

Uppercase letter F

Swedish uppercase letters • Early primary practice

F



F as in fjäril (butterfly)

Lowercase: f

Follow the big letter with your finger, then color it.

Trace the dotted letters, then write your own in the empty spaces.

Say the letter’s name and sound as you write.

Uppercase letter G

Swedish uppercase letters • Early primary practice

G



G as in glass (ice cream)

Lowercase: g

Follow the big letter with your finger, then color it.

Trace the dotted letters, then write your own in the empty spaces.

G G G G G

G G G

G

Say the letter’s name and sound as you write.

Uppercase letter H

Swedish uppercase letters • Early primary practice

H



H as in hus (house)

Lowercase: h

Follow the big letter with your finger, then color it.

Trace the dotted letters, then write your own in the empty spaces.

Say the letter’s name and sound as you write.

Uppercase letter I

Swedish uppercase letters • Early primary practice

I



I as in igelkott (hedgehog)

Lowercase: i

Follow the big letter with your finger, then color it.

Trace the dotted letters, then write your own in the empty spaces.

Say the letter’s name and sound as you write.

Uppercase letter J

Swedish uppercase letters • Early primary practice

J



J as in jordgubbe (strawberry)

Lowercase: j

Follow the big letter with your finger, then color it.

Trace the dotted letters, then write your own in the empty spaces.

Say the letter’s name and sound as you write.

Uppercase letter K

Swedish uppercase letters • Early primary practice

K



K as in katt (cat)

Lowercase: k

Follow the big letter with your finger, then color it.

Trace the dotted letters, then write your own in the empty spaces.

Say the letter’s name and sound as you write.

Uppercase letter L

Swedish uppercase letters • Early primary practice

L



L as in lejon (lion)

Lowercase: l

Follow the big letter with your finger, then color it.

Trace the dotted letters, then write your own in the empty spaces.

Say the letter’s name and sound as you write.

Uppercase letter M

Swedish uppercase letters • Early primary practice

M



M as in måne (moon)

Lowercase: m

Follow the big letter with your finger, then color it.

Trace the dotted letters, then write your own in the empty spaces.

M M M M M

M M M

M

Say the letter’s name and sound as you write.

Uppercase letter N

Swedish uppercase letters • Early primary practice

N



N as in nyckel (key)

Lowercase: n

Follow the big letter with your finger, then color it.

Trace the dotted letters, then write your own in the empty spaces.

N N N N N

N N N

N

Say the letter’s name and sound as you write.

Uppercase letter O

Swedish uppercase letters • Early primary practice





O as in orm (snake)

Lowercase: o

Follow the big letter with your finger, then color it.

Trace the dotted letters, then write your own in the empty spaces.

Say the letter’s name and sound as you write.

Uppercase letter P

Swedish uppercase letters • Early primary practice

P



P as in päron (pear)

Lowercase: p

Follow the big letter with your finger, then color it.

Trace the dotted letters, then write your own in the empty spaces.

Say the letter’s name and sound as you write.

Uppercase letter Q

Swedish uppercase letters • Early primary practice





Q as in quiz

Lowercase: q

Follow the big letter with your finger, then color it.

Trace the dotted letters, then write your own in the empty spaces.

Say the letter’s name and sound as you write.

Uppercase letter R

Swedish uppercase letters • Early primary practice

R



R as in regnbåge (rainbow)

Lowercase: r

Follow the big letter with your finger, then color it.

Trace the dotted letters, then write your own in the empty spaces.

R R R R R

R R R

R

Say the letter’s name and sound as you write.

Uppercase letter S

Swedish uppercase letters • Early primary practice

S



S as in sol (sun)

Lowercase: s

Follow the big letter with your finger, then color it.

Trace the dotted letters, then write your own in the empty spaces.

Say the letter’s name and sound as you write.

Uppercase letter T

Swedish uppercase letters • Early primary practice

T



T as in tåg (train)

Lowercase: t

Follow the big letter with your finger, then color it.

Trace the dotted letters, then write your own in the empty spaces.

Say the letter’s name and sound as you write.

Uppercase letter U

Swedish uppercase letters • Early primary practice

U



U as in uggla (owl)

Lowercase: u

Follow the big letter with your finger, then color it.

Trace the dotted letters, then write your own in the empty spaces.

Say the letter’s name and sound as you write.

Uppercase letter V

Swedish uppercase letters • Early primary practice

V



V as in val (whale)

Lowercase: v

Follow the big letter with your finger, then color it.

Trace the dotted letters, then write your own in the empty spaces.

Say the letter’s name and sound as you write.

Uppercase letter W

Swedish uppercase letters • Early primary practice

W



W as in wok

Lowercase: w

Follow the big letter with your finger, then color it.

Trace the dotted letters, then write your own in the empty spaces.

Say the letter’s name and sound as you write.

Uppercase letter X

Swedish uppercase letters • Early primary practice

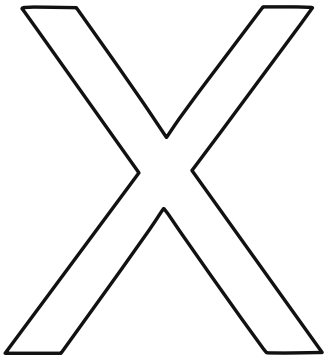

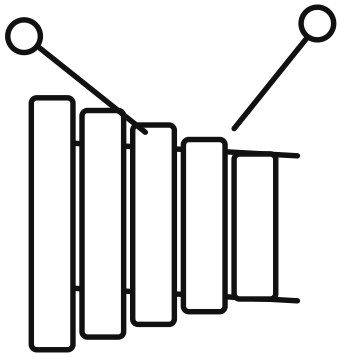

X as in xylofon (xylophone)

Lowercase: x

Follow the big letter with your finger, then color it.

Trace the dotted letters, then write your own in the empty spaces.

Say the letter’s name and sound as you write.

Uppercase letter Y

Swedish uppercase letters • Early primary practice

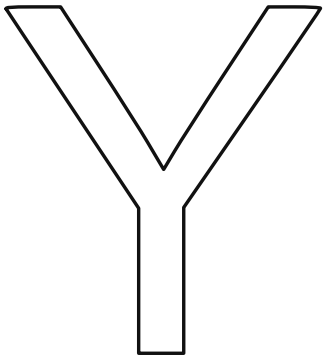



Y as in yxa (axe)

Lowercase: y

Follow the big letter with your finger, then color it.

Trace the dotted letters, then write your own in the empty spaces.

Say the letter’s name and sound as you write.

Uppercase letter Z

Swedish uppercase letters • Early primary practice

Z



Z as in zebra

Lowercase: z

Follow the big letter with your finger, then color it.

Trace the dotted letters, then write your own in the empty spaces.

Z Z Z Z Z

Z Z Z

Z

Say the letter’s name and sound as you write.

Uppercase letter Å

Swedish uppercase letters • Early primary practice

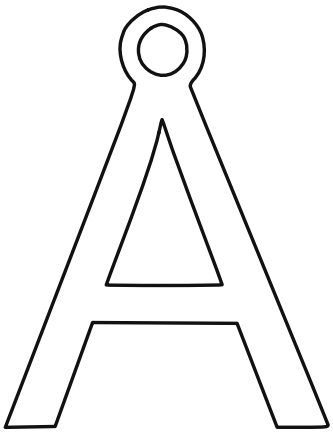



Å as in åsna (donkey)

Lowercase: å

Follow the big letter with your finger, then color it.

Trace the dotted letters, then write your own in the empty spaces.

Say the letter’s name and sound as you write.

Uppercase letter Ä

Swedish uppercase letters • Early primary practice





Ä as in äpple (apple)

Lowercase: ä

Follow the big letter with your finger, then color it.

Trace the dotted letters, then write your own in the empty spaces.

Say the letter’s name and sound as you write.

Uppercase letter Ö

Swedish uppercase letters • Early primary practice

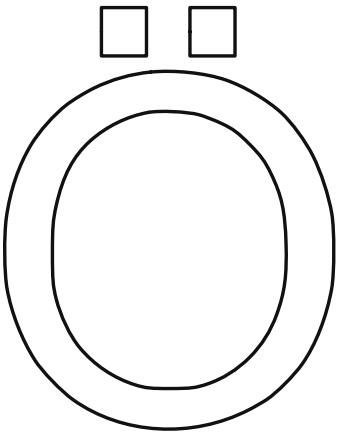



Ö as in öga (eye)

Lowercase: ö

Follow the big letter with your finger, then color it.

Trace the dotted letters, then write your own in the empty spaces.

Say the letter’s name and sound as you write.