Hela timmar

Vad är klockan? Skriv tiden på linjen.



_____



_____



_____



_____



_____



_____

Namn: _____

Halvtimmar

Vad är klockan? Skriv tiden på linjen.



_____



_____



_____



_____



_____



_____

Namn: _____

Kvart över och kvart i

Vad är klockan? Skriv tiden på linjen.



_____



_____



_____



_____



_____



_____

Namn: _____

Fem minuter i taget

Vad är klockan? Skriv tiden på linjen.



_____



_____



_____



_____



_____



_____

Namn: _____

Rita visarna: hela och halva

Rita visarna så att klockan visar tiden under.

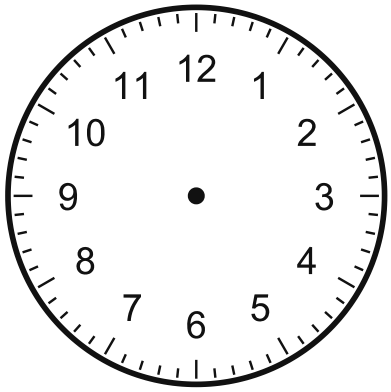

halv nio

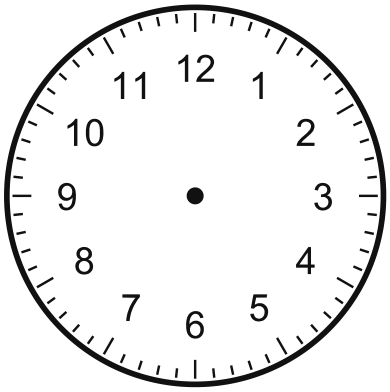

klockan tolv

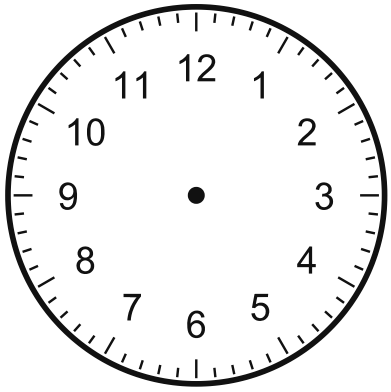

klockan två

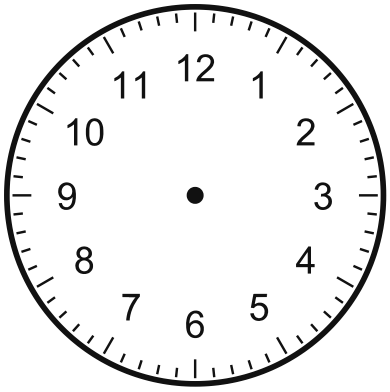

halv fem

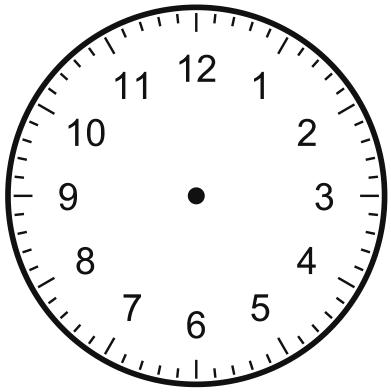

halv tio

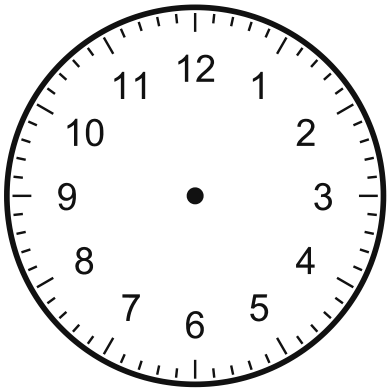

klockan tio

Namn: _____

Rita visarna: kvart och minuter

Rita visarna så att klockan visar tiden under.

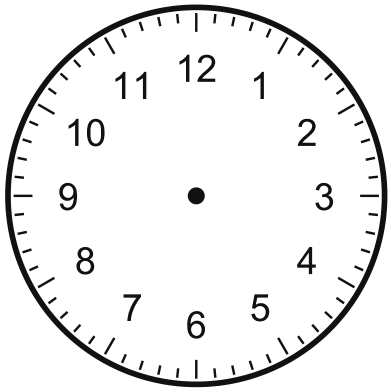

kvart över fem

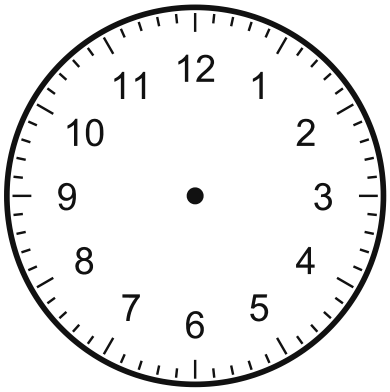

kvart i tio

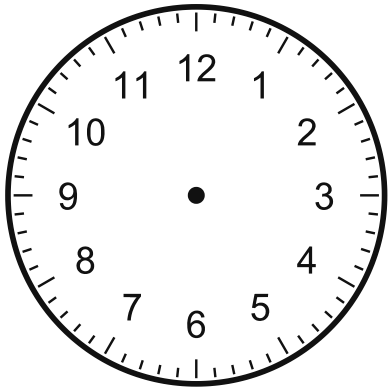

tio över två

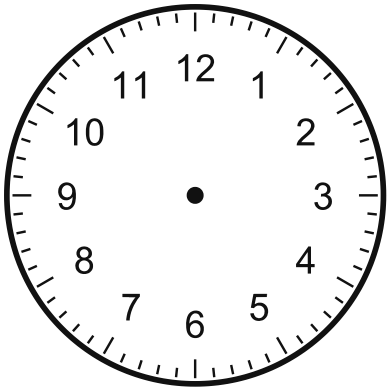

tio i tolv

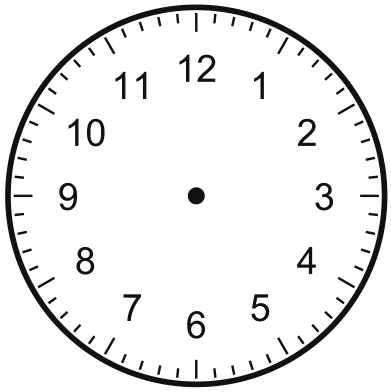

tjugo över fyra

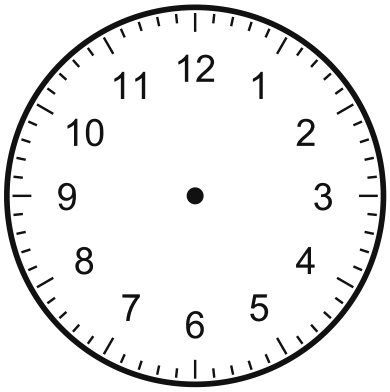

tjugo i ett

Namn: _____

Analog och digital tid

Läs av klockan och skriv tiden med siffror.













Namn: _____

Gör en egen klocka

Klipp ut, sätt ihop och öva på att ställa klockan.

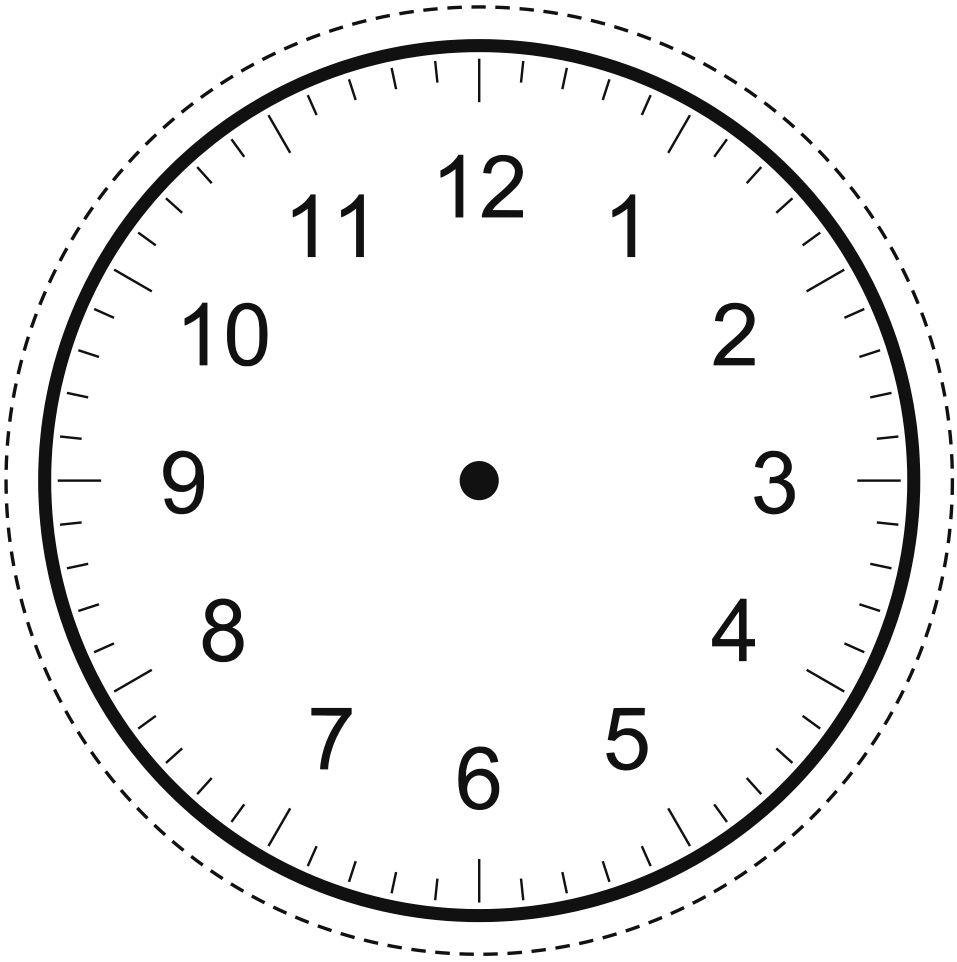

Timvisare



Minutvisare

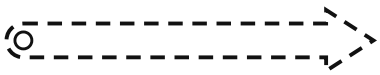

1. Färglägg och klipp ut urtavlan och visarna längs de streckade linjerna.
2. Gör ett litet hål i mitten med hjälp av en vuxen.
3. Fäst visarna med en pappersspint och ställ klockan.

Namn: _____